

Statistics

The following pages contain Bankruptcy, Liquidation, No Asset Procedure and Summary Instalment Order statistics.

[Insolvency procedure statistics](#)

Recent, and historical statistics on Bankruptcies, Summary Instalment Orders and No Asset Procedures.

[Corporate insolvency statistics](#)

Recent and historical Liquidation statistics.

[Proceeds of Crime statistics](#)

Cumulative totals of Proceeds of Crime matters handled by the Official Assignee since 2002.

[Annual figures for new estates since 1988](#)

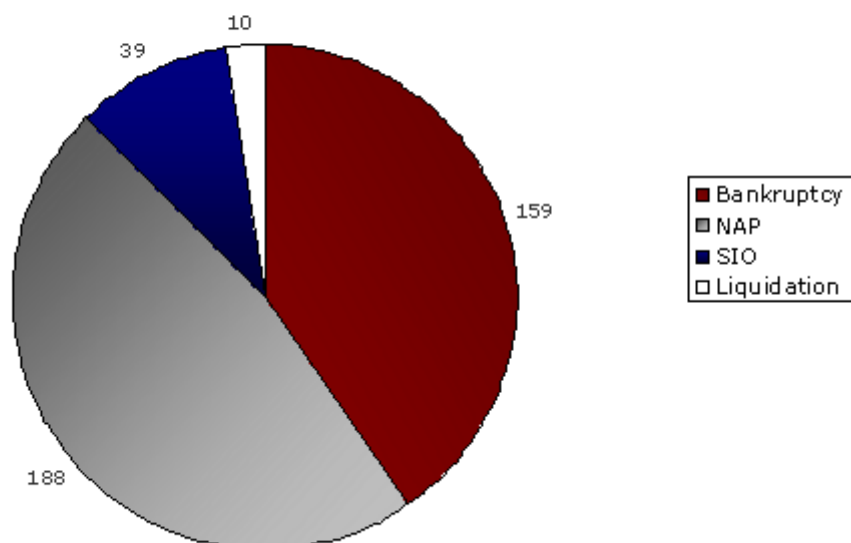
Annual totals of Bankruptcies, Liquidations, Summary Instalment Orders and No Asset Procedures since 1988.

[Statistical data reports](#)

Annual reports produced by the Insolvency and Trustee Service.

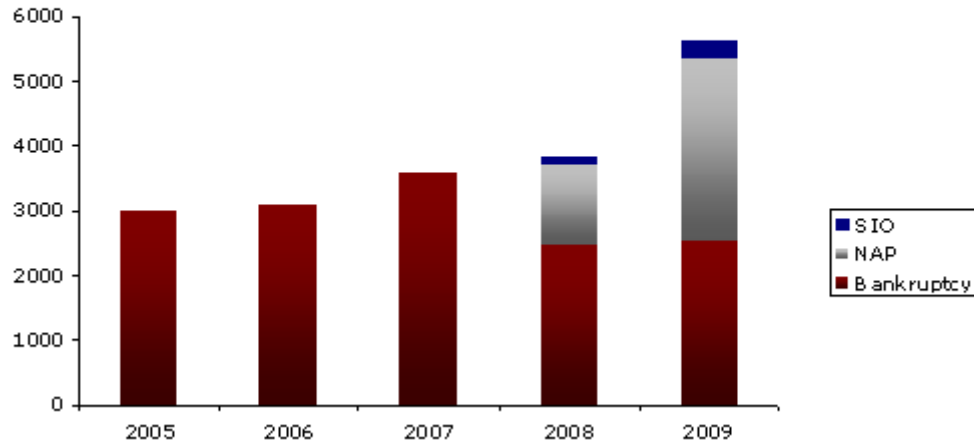
Recent insolvency statistics

New insolvency procedures (for January 2010)



Personal insolvency figures

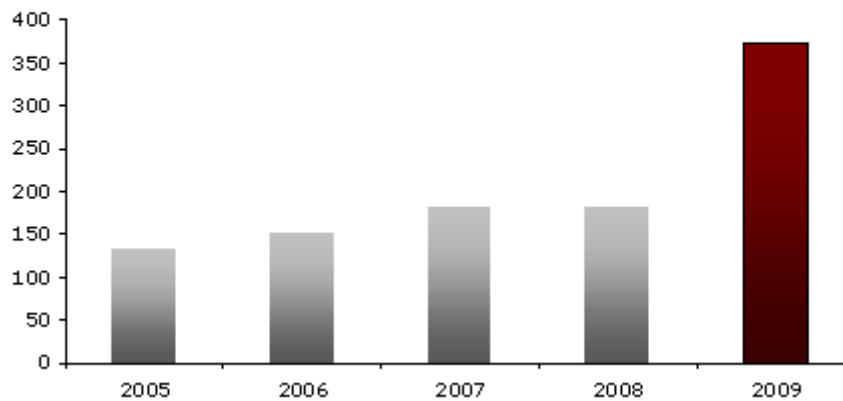
(for the year ended 30 June)



The Insolvency Act 2006 was implemented on 3 December 2007. As from this date the Official Assignee began administering No Asset Procedures (NAP) and Summary Instalment Orders (SIO).

Liquidation figures

(for the year ended 30 June)



This graph details liquidations administered by the Official Assignee only.